

## Mirsonics Vision Pilot Study

Participant Instructions – v1.0 (October 2025) Confidential Research Material – For Study Use Only

---

---

### **Purpose**

This study measures potential changes in visual clarity over several months using proprietary Sonic Therapeutics™. Please follow these steps identically each time you test.

---

---

### Step 1: Get Ready

- Test at the same time of day each month (always morning, or always evening). This keeps results fair and makes them easier to compare.
  - **Print your vision chart on 8.5" × 11" white paper at 100% scale (no “fit to page”).**
  - Hold the chart at arm’s length (14–16 inches / 35–40 cm).
  - Make sure the room has bright, even lighting with no glare.
  - Take off your glasses or contacts.
  - Sit or stand so the chart is straight in front of you at eye level.
- 
- 

### Step 2: Do the Test

1. Right Eye Test – Close your left eye. Starting at the top of the chart, read every letter on each line. As you go, write down the letters you see in the “My Letters” box on your Vision Log. Keep going until you can’t read any more letters.
  2. Left Eye Test – Close your right eye. Again, start at the top and read every letter, writing them down line by line on your Vision Log.
  3. Both Eyes Test – Open both eyes. Read the chart again from the top down, writing down every letter you see for each line.
- 
-

### Step 3: Record Your Results

On your Vision Log sheet:

- Write the Chart ID (like “Baseline-Right Eye” or “Month 1-Both Eyes”).
  - For each line, write every letter you saw in the “My Letters” column.
  - After you finish, put on your glasses and look at the chart again. Compare it to what you wrote.
  - In the “# Correct” column, record how many letters you got right on that line (for example, 3/5).
  - Add notes about lighting, tired eyes, or anything else that might have affected your reading.
- 

### Step 4: Keep It Consistent

- Always test at the same distance, same time of day, and with the same lighting each month.
  - Do not change your answers after checking with glasses—just mark how many were right or wrong.
  - Keep all of your Vision Log sheets for the study.
- 

**Thank you for helping with the Mirsonics Vision Pilot Study**

***Mirsonics Vision Pilot Study | Confidential Research Material***

**Mirsonics Vision Pilot Study – v1.0 (October 2025)**

**Chart ID: Baseline-R**

ETDRS Near-Vision Chart (14–16 in / 35–40 cm)

*Hold at arm's length (14–16 in), well-lit; do not squint; cover one eye per instructions.*

**Z Z H C Z**

20/200 | 1.0 logMAR

**E C S D C**

20/160 | 0.9 logMAR

**H C D F S**

20/125 | 0.8 logMAR

**O E C P E**

20/100 | 0.7 logMAR

**N S Z K C**

20/80 | 0.6 logMAR

**E Z C O P**

20/63 | 0.5 logMAR

**O O P E P**

20/50 | 0.4 logMAR

**P Z C D Z**

20/40 | 0.3 logMAR

**D D P S D**


20/32 | 0.2 logMAR

**D E Z K R**

20/25 | 0.1 logMAR

**H O P Z R**

20/20 | 0.0 logMAR



Calibration: 1" x 1"

## Participant Vision Log Table Information

\*\*\* PRINT 3 COPIES PER MONTH. You will need one for the right eye, left eye, and both eyes.

- Name / ID: \_\_\_\_\_
- Date: \_\_\_\_\_
- Time of Day (\*\*do a similar time for each test): \_\_\_\_\_
- Chart ID: Month \_\_\_\_\_ Eye: (please circle) Right / Left / Both

---

### Vision Log Table

| Line #   | Snellen | logMAR | My Letters (write here) | # Correct |
|----------|---------|--------|-------------------------|-----------|
| 1 Big    | 20/200  | 1.0    | _____                   | _____     |
| 2        | 20/160  | 0.9    | _____                   | _____     |
| 3        | 20/125  | 0.8    | _____                   | _____     |
| 4        | 20/100  | 0.7    | _____                   | _____     |
| 5        | 20/80   | 0.6    | _____                   | _____     |
| 6        | 20/63   | 0.5    | _____                   | _____     |
| 7        | 20/50   | 0.4    | _____                   | _____     |
| 8        | 20/40   | 0.3    | _____                   | _____     |
| 9        | 20/32   | 0.2    | _____                   | _____     |
| 10       | 20/25   | 0.1    | _____                   | _____     |
| 11 Small | 20/20   | 0.0    | _____                   | _____     |

---

Notes (lighting, fatigue, etc.):

---

---

---

---

**Mirsonics Vision Pilot Study – v1.0 (October 2025)**

**Chart ID: Baseline-L**

ETDRS Near-Vision Chart (14–16 in / 35–40 cm)

*Hold at arm's length (14–16 in), well-lit; do not squint; cover one eye per instructions.*

**D O D K V**

20/200 | 1.0 logMAR

**N D O O Z**

20/160 | 0.9 logMAR

**C H E Z F**

20/125 | 0.8 logMAR

**Z N F V F**

20/100 | 0.7 logMAR

**H F V C O**

20/80 | 0.6 logMAR

**R O C O P**

20/63 | 0.5 logMAR

**P O K D D**

20/50 | 0.4 logMAR

**Z R H O H**

20/40 | 0.3 logMAR

**K C K C Z**


20/32 | 0.2 logMAR

**D N Z V Z**

20/25 | 0.1 logMAR

**C S K C H**

20/20 | 0.0 logMAR



Calibration: 1" x 1"

## Participant Vision Log Table Information

\*\*\* PRINT 3 COPIES PER MONTH. You will need one for the right eye, left eye, and both eyes.

- Name / ID: \_\_\_\_\_
- Date: \_\_\_\_\_
- Time of Day (\*\*do a similar time for each test): \_\_\_\_\_
- Chart ID: Month \_\_\_\_\_ Eye: (please circle) Right / Left / Both

---

### Vision Log Table

| Line #   | Snellen | logMAR | My Letters (write here) | # Correct |
|----------|---------|--------|-------------------------|-----------|
| 1 Big    | 20/200  | 1.0    | _____                   | _____     |
| 2        | 20/160  | 0.9    | _____                   | _____     |
| 3        | 20/125  | 0.8    | _____                   | _____     |
| 4        | 20/100  | 0.7    | _____                   | _____     |
| 5        | 20/80   | 0.6    | _____                   | _____     |
| 6        | 20/63   | 0.5    | _____                   | _____     |
| 7        | 20/50   | 0.4    | _____                   | _____     |
| 8        | 20/40   | 0.3    | _____                   | _____     |
| 9        | 20/32   | 0.2    | _____                   | _____     |
| 10       | 20/25   | 0.1    | _____                   | _____     |
| 11 Small | 20/20   | 0.0    | _____                   | _____     |

---

Notes (lighting, fatigue, etc.):

---

---

---

---

**Mirsonics Vision Pilot Study – v1.0 (October 2025)**

**Chart ID: Baseline-B**

ETDRS Near-Vision Chart (14–16 in / 35–40 cm)

*Hold at arm's length (14–16 in), well-lit; do not squint; cover one eye per instructions.*

**V P P P O**

20/200 | 1.0 logMAR

**Z F K C S**

20/160 | 0.9 logMAR

**V O Z O F**

20/125 | 0.8 logMAR

**D C E P S**

20/100 | 0.7 logMAR

**V V H P S**

20/80 | 0.6 logMAR

**S F V E D**

20/63 | 0.5 logMAR

**N K S C H**

20/50 | 0.4 logMAR

**Z Z R Z F**

20/40 | 0.3 logMAR

**P O D E R**


20/32 | 0.2 logMAR

**C F H P C**

20/25 | 0.1 logMAR

**F H R F V**

20/20 | 0.0 logMAR



Calibration: 1" x 1"

## Participant Vision Log Table Information

\*\*\* PRINT 3 COPIES PER MONTH. You will need one for the right eye, left eye, and both eyes.

- Name / ID: \_\_\_\_\_
- Date: \_\_\_\_\_
- Time of Day (\*\*do a similar time for each test): \_\_\_\_\_
- Chart ID: Month \_\_\_\_\_ Eye: (please circle) Right / Left / Both

---

### Vision Log Table

| Line #   | Snellen | logMAR | My Letters (write here) | # Correct |
|----------|---------|--------|-------------------------|-----------|
| 1 Big    | 20/200  | 1.0    | _____                   | _____     |
| 2        | 20/160  | 0.9    | _____                   | _____     |
| 3        | 20/125  | 0.8    | _____                   | _____     |
| 4        | 20/100  | 0.7    | _____                   | _____     |
| 5        | 20/80   | 0.6    | _____                   | _____     |
| 6        | 20/63   | 0.5    | _____                   | _____     |
| 7        | 20/50   | 0.4    | _____                   | _____     |
| 8        | 20/40   | 0.3    | _____                   | _____     |
| 9        | 20/32   | 0.2    | _____                   | _____     |
| 10       | 20/25   | 0.1    | _____                   | _____     |
| 11 Small | 20/20   | 0.0    | _____                   | _____     |

---

Notes (lighting, fatigue, etc.):

---

---

---

---

**Mirsonics Vision Pilot Study – v1.0 (October 2025)**

**Chart ID: M1-R**

ETDRS Near-Vision Chart (14–16 in / 35–40 cm)

*Hold at arm's length (14–16 in), well-lit; do not squint; cover one eye per instructions.*

**R R Z C P**

20/200 | 1.0 logMAR

**K O O N C**

20/160 | 0.9 logMAR

**S N S Z H**

20/125 | 0.8 logMAR

**H R V Z O**

20/100 | 0.7 logMAR

**K C Z Z K**

20/80 | 0.6 logMAR

**S F H O C**

20/63 | 0.5 logMAR

**P Z P V E**

20/50 | 0.4 logMAR

**S N H C O**

20/40 | 0.3 logMAR

**P C O C N**


20/32 | 0.2 logMAR

**H D Z F F**

20/25 | 0.1 logMAR

**N F R F H**

20/20 | 0.0 logMAR



Calibration: 1" x 1"

## Participant Vision Log Table Information

\*\*\* PRINT 3 COPIES PER MONTH. You will need one for the right eye, left eye, and both eyes.

- Name / ID: \_\_\_\_\_
- Date: \_\_\_\_\_
- Time of Day (\*\*do a similar time for each test): \_\_\_\_\_
- Chart ID: Month \_\_\_\_\_ Eye: (please circle) Right / Left / Both

---

### Vision Log Table

| Line #   | Snellen | logMAR | My Letters (write here) | # Correct |
|----------|---------|--------|-------------------------|-----------|
| 1 Big    | 20/200  | 1.0    | _____                   | _____     |
| 2        | 20/160  | 0.9    | _____                   | _____     |
| 3        | 20/125  | 0.8    | _____                   | _____     |
| 4        | 20/100  | 0.7    | _____                   | _____     |
| 5        | 20/80   | 0.6    | _____                   | _____     |
| 6        | 20/63   | 0.5    | _____                   | _____     |
| 7        | 20/50   | 0.4    | _____                   | _____     |
| 8        | 20/40   | 0.3    | _____                   | _____     |
| 9        | 20/32   | 0.2    | _____                   | _____     |
| 10       | 20/25   | 0.1    | _____                   | _____     |
| 11 Small | 20/20   | 0.0    | _____                   | _____     |

---

Notes (lighting, fatigue, etc.):

---

---

---

---

**Mirsonics Vision Pilot Study – v1.0 (October 2025)**

**Chart ID: M1-L**

ETDRS Near-Vision Chart (14–16 in / 35–40 cm)

*Hold at arm's length (14–16 in), well-lit; do not squint; cover one eye per instructions.*

**P C C E C**

20/200 | 1.0 logMAR

**F K O V C**

20/160 | 0.9 logMAR

**E D V O R**

20/125 | 0.8 logMAR

**N Z K V P**

20/100 | 0.7 logMAR

**P Z Z V N**

20/80 | 0.6 logMAR

**V S F V R**

20/63 | 0.5 logMAR

**O F S D D**

20/50 | 0.4 logMAR

**F D H H P**

20/40 | 0.3 logMAR

**O S K P E**


20/32 | 0.2 logMAR

**S Z V P C**

20/25 | 0.1 logMAR

**N V N Z P**

20/20 | 0.0 logMAR



Calibration: 1" x 1"

## Participant Vision Log Table Information

\*\*\* PRINT 3 COPIES PER MONTH. You will need one for the right eye, left eye, and both eyes.

- Name / ID: \_\_\_\_\_
- Date: \_\_\_\_\_
- Time of Day (\*\*do a similar time for each test): \_\_\_\_\_
- Chart ID: Month \_\_\_\_\_ Eye: (please circle) Right / Left / Both

---

### Vision Log Table

| Line #   | Snellen | logMAR | My Letters (write here) | # Correct |
|----------|---------|--------|-------------------------|-----------|
| 1 Big    | 20/200  | 1.0    | _____                   | _____     |
| 2        | 20/160  | 0.9    | _____                   | _____     |
| 3        | 20/125  | 0.8    | _____                   | _____     |
| 4        | 20/100  | 0.7    | _____                   | _____     |
| 5        | 20/80   | 0.6    | _____                   | _____     |
| 6        | 20/63   | 0.5    | _____                   | _____     |
| 7        | 20/50   | 0.4    | _____                   | _____     |
| 8        | 20/40   | 0.3    | _____                   | _____     |
| 9        | 20/32   | 0.2    | _____                   | _____     |
| 10       | 20/25   | 0.1    | _____                   | _____     |
| 11 Small | 20/20   | 0.0    | _____                   | _____     |

---

Notes (lighting, fatigue, etc.):

---

---

---

---

**Mirsonics Vision Pilot Study – v1.0 (October 2025)**

**Chart ID: M1-B**

ETDRS Near-Vision Chart (14–16 in / 35–40 cm)

*Hold at arm's length (14–16 in), well-lit; do not squint; cover one eye per instructions.*

**K N C O Z**

20/200 | 1.0 logMAR

**K O C O S**

20/160 | 0.9 logMAR

**V S P K D**

20/125 | 0.8 logMAR

**P S K P S**

20/100 | 0.7 logMAR

**R P C Z N**

20/80 | 0.6 logMAR

**N P Z H V**

20/63 | 0.5 logMAR

**H D Z V C**

20/50 | 0.4 logMAR

**P S F R H**

20/40 | 0.3 logMAR

**O C Z O V**


20/32 | 0.2 logMAR

**K E H F P**

20/25 | 0.1 logMAR

**F K P S K**

20/20 | 0.0 logMAR



Calibration: 1" x 1"

## Participant Vision Log Table Information

\*\*\* PRINT 3 COPIES PER MONTH. You will need one for the right eye, left eye, and both eyes.

- Name / ID: \_\_\_\_\_
- Date: \_\_\_\_\_
- Time of Day (\*\*do a similar time for each test): \_\_\_\_\_
- Chart ID: Month \_\_\_\_\_ Eye: (please circle) Right / Left / Both

---

### Vision Log Table

| Line #   | Snellen | logMAR | My Letters (write here) | # Correct |
|----------|---------|--------|-------------------------|-----------|
| 1 Big    | 20/200  | 1.0    | _____                   | _____     |
| 2        | 20/160  | 0.9    | _____                   | _____     |
| 3        | 20/125  | 0.8    | _____                   | _____     |
| 4        | 20/100  | 0.7    | _____                   | _____     |
| 5        | 20/80   | 0.6    | _____                   | _____     |
| 6        | 20/63   | 0.5    | _____                   | _____     |
| 7        | 20/50   | 0.4    | _____                   | _____     |
| 8        | 20/40   | 0.3    | _____                   | _____     |
| 9        | 20/32   | 0.2    | _____                   | _____     |
| 10       | 20/25   | 0.1    | _____                   | _____     |
| 11 Small | 20/20   | 0.0    | _____                   | _____     |

---

Notes (lighting, fatigue, etc.):

---

---

---

---

**Mirsonics Vision Pilot Study – v1.0 (October 2025)**

**Chart ID: M2-R**

ETDRS Near-Vision Chart (14–16 in / 35–40 cm)

*Hold at arm's length (14–16 in), well-lit; do not squint; cover one eye per instructions.*

**E P K Z F**

20/200 | 1.0 logMAR

**P S P Z S**

20/160 | 0.9 logMAR

**C V Z C P**

20/125 | 0.8 logMAR

**D D E O N**

20/100 | 0.7 logMAR

**E P R Z Z**

20/80 | 0.6 logMAR

**Z Z R F O**

20/63 | 0.5 logMAR

**D E E S K**

20/50 | 0.4 logMAR

**D E P K R**

20/40 | 0.3 logMAR

**D N K Z O**


20/32 | 0.2 logMAR

**O S R K Z**

20/25 | 0.1 logMAR

**E C H O H**

20/20 | 0.0 logMAR



Calibration: 1" x 1"

## Participant Vision Log Table Information

\*\*\* PRINT 3 COPIES PER MONTH. You will need one for the right eye, left eye, and both eyes.

- Name / ID: \_\_\_\_\_
- Date: \_\_\_\_\_
- Time of Day (\*\*do a similar time for each test): \_\_\_\_\_
- Chart ID: Month \_\_\_\_\_ Eye: (please circle) Right / Left / Both

---

### Vision Log Table

| Line #   | Snellen | logMAR | My Letters (write here) | # Correct |
|----------|---------|--------|-------------------------|-----------|
| 1 Big    | 20/200  | 1.0    | _____                   | _____     |
| 2        | 20/160  | 0.9    | _____                   | _____     |
| 3        | 20/125  | 0.8    | _____                   | _____     |
| 4        | 20/100  | 0.7    | _____                   | _____     |
| 5        | 20/80   | 0.6    | _____                   | _____     |
| 6        | 20/63   | 0.5    | _____                   | _____     |
| 7        | 20/50   | 0.4    | _____                   | _____     |
| 8        | 20/40   | 0.3    | _____                   | _____     |
| 9        | 20/32   | 0.2    | _____                   | _____     |
| 10       | 20/25   | 0.1    | _____                   | _____     |
| 11 Small | 20/20   | 0.0    | _____                   | _____     |

---

Notes (lighting, fatigue, etc.):

---

---

---

---

**Mirsonics Vision Pilot Study – v1.0 (October 2025)**

**Chart ID: M2-L**

ETDRS Near-Vision Chart (14–16 in / 35–40 cm)

*Hold at arm's length (14–16 in), well-lit; do not squint; cover one eye per instructions.*

**DDKFK**

20/200 | 1.0 logMAR

**PPNNC**

20/160 | 0.9 logMAR

**KOVHS**

20/125 | 0.8 logMAR

**KKZNV**

20/100 | 0.7 logMAR

**FDSHC**

20/80 | 0.6 logMAR

**NVEVH**

20/63 | 0.5 logMAR

**ONVVK**

20/50 | 0.4 logMAR

**HDRHF**

20/40 | 0.3 logMAR

**HZFFC**


20/32 | 0.2 logMAR

**CCPNZ**

20/25 | 0.1 logMAR

**HCCSZ**

20/20 | 0.0 logMAR



Calibration: 1" x 1"

## Participant Vision Log Table Information

\*\*\* PRINT 3 COPIES PER MONTH. You will need one for the right eye, left eye, and both eyes.

- Name / ID: \_\_\_\_\_
- Date: \_\_\_\_\_
- Time of Day (\*\*do a similar time for each test): \_\_\_\_\_
- Chart ID: Month \_\_\_\_\_ Eye: (please circle) Right / Left / Both

---

### Vision Log Table

| Line #   | Snellen | logMAR | My Letters (write here) | # Correct |
|----------|---------|--------|-------------------------|-----------|
| 1 Big    | 20/200  | 1.0    | _____                   | _____     |
| 2        | 20/160  | 0.9    | _____                   | _____     |
| 3        | 20/125  | 0.8    | _____                   | _____     |
| 4        | 20/100  | 0.7    | _____                   | _____     |
| 5        | 20/80   | 0.6    | _____                   | _____     |
| 6        | 20/63   | 0.5    | _____                   | _____     |
| 7        | 20/50   | 0.4    | _____                   | _____     |
| 8        | 20/40   | 0.3    | _____                   | _____     |
| 9        | 20/32   | 0.2    | _____                   | _____     |
| 10       | 20/25   | 0.1    | _____                   | _____     |
| 11 Small | 20/20   | 0.0    | _____                   | _____     |

---

Notes (lighting, fatigue, etc.):

---

---

---

---

**Mirsonics Vision Pilot Study – v1.0 (October 2025)**

**Chart ID: M2-B**

ETDRS Near-Vision Chart (14–16 in / 35–40 cm)

*Hold at arm's length (14–16 in), well-lit; do not squint; cover one eye per instructions.*

**D F H P F**

20/200 | 1.0 logMAR

**C C E K S**

20/160 | 0.9 logMAR

**H R E E F**

20/125 | 0.8 logMAR

**D E N Z F**

20/100 | 0.7 logMAR

**R K E Z H**

20/80 | 0.6 logMAR

**F S Z S H**

20/63 | 0.5 logMAR

**R N K Z R**

20/50 | 0.4 logMAR

**D N O P O**

20/40 | 0.3 logMAR

**F H F E V**


20/32 | 0.2 logMAR

**V O H H E**

20/25 | 0.1 logMAR

**Z S O K D**

20/20 | 0.0 logMAR



Calibration: 1" x 1"

## Participant Vision Log Table Information

\*\*\* PRINT 3 COPIES PER MONTH. You will need one for the right eye, left eye, and both eyes.

- Name / ID: \_\_\_\_\_
- Date: \_\_\_\_\_
- Time of Day (\*\*do a similar time for each test): \_\_\_\_\_
- Chart ID: Month \_\_\_\_\_ Eye: (please circle) Right / Left / Both

---

### Vision Log Table

| Line #   | Snellen | logMAR | My Letters (write here) | # Correct |
|----------|---------|--------|-------------------------|-----------|
| 1 Big    | 20/200  | 1.0    | _____                   | _____     |
| 2        | 20/160  | 0.9    | _____                   | _____     |
| 3        | 20/125  | 0.8    | _____                   | _____     |
| 4        | 20/100  | 0.7    | _____                   | _____     |
| 5        | 20/80   | 0.6    | _____                   | _____     |
| 6        | 20/63   | 0.5    | _____                   | _____     |
| 7        | 20/50   | 0.4    | _____                   | _____     |
| 8        | 20/40   | 0.3    | _____                   | _____     |
| 9        | 20/32   | 0.2    | _____                   | _____     |
| 10       | 20/25   | 0.1    | _____                   | _____     |
| 11 Small | 20/20   | 0.0    | _____                   | _____     |

---

Notes (lighting, fatigue, etc.):

---

---

---

---

**Mirsonics Vision Pilot Study – v1.0 (October 2025)**

**Chart ID: M3-R**

ETDRS Near-Vision Chart (14–16 in / 35–40 cm)

*Hold at arm's length (14–16 in), well-lit; do not squint; cover one eye per instructions.*

**F V D Z C**

20/200 | 1.0 logMAR

**C K C K E**

20/160 | 0.9 logMAR

**R N H N E**

20/125 | 0.8 logMAR

**P C H Z O**

20/100 | 0.7 logMAR

**F D Z O C**

20/80 | 0.6 logMAR

**P E P F P**

20/63 | 0.5 logMAR

**P E R S K**

20/50 | 0.4 logMAR

**S F D D S**

20/40 | 0.3 logMAR

**N O F S R**


20/32 | 0.2 logMAR

**E Z R D R**

20/25 | 0.1 logMAR

**F V N H E**

20/20 | 0.0 logMAR



Calibration: 1" x 1"

## Participant Vision Log Table Information

\*\*\* PRINT 3 COPIES PER MONTH. You will need one for the right eye, left eye, and both eyes.

- Name / ID: \_\_\_\_\_
- Date: \_\_\_\_\_
- Time of Day (\*\*do a similar time for each test): \_\_\_\_\_
- Chart ID: Month \_\_\_\_\_ Eye: (please circle) Right / Left / Both

---

### Vision Log Table

| Line #   | Snellen | logMAR | My Letters (write here) | # Correct |
|----------|---------|--------|-------------------------|-----------|
| 1 Big    | 20/200  | 1.0    | _____                   | _____     |
| 2        | 20/160  | 0.9    | _____                   | _____     |
| 3        | 20/125  | 0.8    | _____                   | _____     |
| 4        | 20/100  | 0.7    | _____                   | _____     |
| 5        | 20/80   | 0.6    | _____                   | _____     |
| 6        | 20/63   | 0.5    | _____                   | _____     |
| 7        | 20/50   | 0.4    | _____                   | _____     |
| 8        | 20/40   | 0.3    | _____                   | _____     |
| 9        | 20/32   | 0.2    | _____                   | _____     |
| 10       | 20/25   | 0.1    | _____                   | _____     |
| 11 Small | 20/20   | 0.0    | _____                   | _____     |

---

Notes (lighting, fatigue, etc.):

---

---

---

---

**Mirsonics Vision Pilot Study – v1.0 (October 2025)**

**Chart ID: M3-L**

ETDRS Near-Vision Chart (14–16 in / 35–40 cm)

*Hold at arm's length (14–16 in), well-lit; do not squint; cover one eye per instructions.*

**R E N K V**

20/200 | 1.0 logMAR

**V P O R P**

20/160 | 0.9 logMAR

**D S V C P**

20/125 | 0.8 logMAR

**H O S S H**

20/100 | 0.7 logMAR

**C Z F K C**

20/80 | 0.6 logMAR

**V E Z H R**

20/63 | 0.5 logMAR

**C Z O N F**

20/50 | 0.4 logMAR

**D N R Z C**

20/40 | 0.3 logMAR

**V R F F P**


20/32 | 0.2 logMAR

**K C R H O**

20/25 | 0.1 logMAR

**O N V K P**

20/20 | 0.0 logMAR



Calibration: 1" x 1"

## Participant Vision Log Table Information

\*\*\* PRINT 3 COPIES PER MONTH. You will need one for the right eye, left eye, and both eyes.

- Name / ID: \_\_\_\_\_
- Date: \_\_\_\_\_
- Time of Day (\*\*do a similar time for each test): \_\_\_\_\_
- Chart ID: Month \_\_\_\_\_ Eye: (please circle) Right / Left / Both

---

### Vision Log Table

| Line #   | Snellen | logMAR | My Letters (write here) | # Correct |
|----------|---------|--------|-------------------------|-----------|
| 1 Big    | 20/200  | 1.0    | _____                   | _____     |
| 2        | 20/160  | 0.9    | _____                   | _____     |
| 3        | 20/125  | 0.8    | _____                   | _____     |
| 4        | 20/100  | 0.7    | _____                   | _____     |
| 5        | 20/80   | 0.6    | _____                   | _____     |
| 6        | 20/63   | 0.5    | _____                   | _____     |
| 7        | 20/50   | 0.4    | _____                   | _____     |
| 8        | 20/40   | 0.3    | _____                   | _____     |
| 9        | 20/32   | 0.2    | _____                   | _____     |
| 10       | 20/25   | 0.1    | _____                   | _____     |
| 11 Small | 20/20   | 0.0    | _____                   | _____     |

---

Notes (lighting, fatigue, etc.):

---

---

---

---

**Mirsonics Vision Pilot Study – v1.0 (October 2025)**

**Chart ID: M3-B**

ETDRS Near-Vision Chart (14–16 in / 35–40 cm)

*Hold at arm's length (14–16 in), well-lit; do not squint; cover one eye per instructions.*

**H R V F H**

20/200 | 1.0 logMAR

**F R F R Z**

20/160 | 0.9 logMAR

**H K E S S**

20/125 | 0.8 logMAR

**F F Z C S**

20/100 | 0.7 logMAR

**H P S K Z**

20/80 | 0.6 logMAR

**O V C D K**

20/63 | 0.5 logMAR

**H N C V H**

20/50 | 0.4 logMAR

**F E V C K**

20/40 | 0.3 logMAR

**C D O F R**


20/32 | 0.2 logMAR

**V H O E F**

20/25 | 0.1 logMAR

**V H S Z F**

20/20 | 0.0 logMAR



Calibration: 1" x 1"

## Participant Vision Log Table Information

\*\*\* PRINT 3 COPIES PER MONTH. You will need one for the right eye, left eye, and both eyes.

- Name / ID: \_\_\_\_\_
- Date: \_\_\_\_\_
- Time of Day (\*\*do a similar time for each test): \_\_\_\_\_
- Chart ID: Month \_\_\_\_\_ Eye: (please circle) Right / Left / Both

---

### Vision Log Table

| Line #   | Snellen | logMAR | My Letters (write here) | # Correct |
|----------|---------|--------|-------------------------|-----------|
| 1 Big    | 20/200  | 1.0    | _____                   | _____     |
| 2        | 20/160  | 0.9    | _____                   | _____     |
| 3        | 20/125  | 0.8    | _____                   | _____     |
| 4        | 20/100  | 0.7    | _____                   | _____     |
| 5        | 20/80   | 0.6    | _____                   | _____     |
| 6        | 20/63   | 0.5    | _____                   | _____     |
| 7        | 20/50   | 0.4    | _____                   | _____     |
| 8        | 20/40   | 0.3    | _____                   | _____     |
| 9        | 20/32   | 0.2    | _____                   | _____     |
| 10       | 20/25   | 0.1    | _____                   | _____     |
| 11 Small | 20/20   | 0.0    | _____                   | _____     |

---

Notes (lighting, fatigue, etc.):

---

---

---

---

**Mirsonics Vision Pilot Study – v1.0 (October 2025)**

**Chart ID: M4-R**

ETDRS Near-Vision Chart (14–16 in / 35–40 cm)

*Hold at arm's length (14–16 in), well-lit; do not squint; cover one eye per instructions.*

**S V F Z C**

20/200 | 1.0 logMAR

**E N R V O**

20/160 | 0.9 logMAR

**H C R N R**

20/125 | 0.8 logMAR

**K F K E V**

20/100 | 0.7 logMAR

**E N O E F**

20/80 | 0.6 logMAR

**P F R F Z**

20/63 | 0.5 logMAR

**C N F E H**

20/50 | 0.4 logMAR

**N P F K D**

20/40 | 0.3 logMAR

**Z K O Z N**


20/32 | 0.2 logMAR

**N F C R N**

20/25 | 0.1 logMAR

**K N V S E**

20/20 | 0.0 logMAR



Calibration: 1" x 1"

## Participant Vision Log Table Information

\*\*\* PRINT 3 COPIES PER MONTH. You will need one for the right eye, left eye, and both eyes.

- Name / ID: \_\_\_\_\_
- Date: \_\_\_\_\_
- Time of Day (\*\*do a similar time for each test): \_\_\_\_\_
- Chart ID: Month \_\_\_\_\_ Eye: (please circle) Right / Left / Both

---

### Vision Log Table

| Line #   | Snellen | logMAR | My Letters (write here) | # Correct |
|----------|---------|--------|-------------------------|-----------|
| 1 Big    | 20/200  | 1.0    | _____                   | _____     |
| 2        | 20/160  | 0.9    | _____                   | _____     |
| 3        | 20/125  | 0.8    | _____                   | _____     |
| 4        | 20/100  | 0.7    | _____                   | _____     |
| 5        | 20/80   | 0.6    | _____                   | _____     |
| 6        | 20/63   | 0.5    | _____                   | _____     |
| 7        | 20/50   | 0.4    | _____                   | _____     |
| 8        | 20/40   | 0.3    | _____                   | _____     |
| 9        | 20/32   | 0.2    | _____                   | _____     |
| 10       | 20/25   | 0.1    | _____                   | _____     |
| 11 Small | 20/20   | 0.0    | _____                   | _____     |

---

Notes (lighting, fatigue, etc.):

---

---

---

---

**Mirsonics Vision Pilot Study – v1.0 (October 2025)**

**Chart ID: M4-L**

ETDRS Near-Vision Chart (14–16 in / 35–40 cm)

*Hold at arm's length (14–16 in), well-lit; do not squint; cover one eye per instructions.*

**F S D E K**

20/200 | 1.0 logMAR

**C S K H F**

20/160 | 0.9 logMAR

**S S Z Z P**

20/125 | 0.8 logMAR

**H C D N E**

20/100 | 0.7 logMAR

**R O F N P**

20/80 | 0.6 logMAR

**K O E E P**

20/63 | 0.5 logMAR

**O P D H F**

20/50 | 0.4 logMAR

**H F S E N**

20/40 | 0.3 logMAR

**C S K O P**


20/32 | 0.2 logMAR

**H Z E V Z**

20/25 | 0.1 logMAR

**N S S E F**

20/20 | 0.0 logMAR



Calibration: 1" x 1"

## Participant Vision Log Table Information

\*\*\* PRINT 3 COPIES PER MONTH. You will need one for the right eye, left eye, and both eyes.

- Name / ID: \_\_\_\_\_
- Date: \_\_\_\_\_
- Time of Day (\*\*do a similar time for each test): \_\_\_\_\_
- Chart ID: Month \_\_\_\_\_ Eye: (please circle) Right / Left / Both

---

### Vision Log Table

| Line #   | Snellen | logMAR | My Letters (write here) | # Correct |
|----------|---------|--------|-------------------------|-----------|
| 1 Big    | 20/200  | 1.0    | _____                   | _____     |
| 2        | 20/160  | 0.9    | _____                   | _____     |
| 3        | 20/125  | 0.8    | _____                   | _____     |
| 4        | 20/100  | 0.7    | _____                   | _____     |
| 5        | 20/80   | 0.6    | _____                   | _____     |
| 6        | 20/63   | 0.5    | _____                   | _____     |
| 7        | 20/50   | 0.4    | _____                   | _____     |
| 8        | 20/40   | 0.3    | _____                   | _____     |
| 9        | 20/32   | 0.2    | _____                   | _____     |
| 10       | 20/25   | 0.1    | _____                   | _____     |
| 11 Small | 20/20   | 0.0    | _____                   | _____     |

---

Notes (lighting, fatigue, etc.):

---

---

---

---

**Mirsonics Vision Pilot Study – v1.0 (October 2025)**

**Chart ID: M4-B**

ETDRS Near-Vision Chart (14–16 in / 35–40 cm)

*Hold at arm's length (14–16 in), well-lit; do not squint; cover one eye per instructions.*

**S F F P P**

20/200 | 1.0 logMAR

**R K H C D**

20/160 | 0.9 logMAR

**E N E N V**

20/125 | 0.8 logMAR

**H V F C H**

20/100 | 0.7 logMAR

**N K P S O**

20/80 | 0.6 logMAR

**O O C R F**

20/63 | 0.5 logMAR

**S N R R R**

20/50 | 0.4 logMAR

**D S R H C**

20/40 | 0.3 logMAR

**E K H F R**


20/32 | 0.2 logMAR

**S E F S V**

20/25 | 0.1 logMAR

**R K F N R**

20/20 | 0.0 logMAR



Calibration: 1" x 1"

## Participant Vision Log Table Information

\*\*\* PRINT 3 COPIES PER MONTH. You will need one for the right eye, left eye, and both eyes.

- Name / ID: \_\_\_\_\_
- Date: \_\_\_\_\_
- Time of Day (\*\*do a similar time for each test): \_\_\_\_\_
- Chart ID: Month \_\_\_\_\_ Eye: (please circle) Right / Left / Both

---

### Vision Log Table

| Line #   | Snellen | logMAR | My Letters (write here) | # Correct |
|----------|---------|--------|-------------------------|-----------|
| 1 Big    | 20/200  | 1.0    | _____                   | _____     |
| 2        | 20/160  | 0.9    | _____                   | _____     |
| 3        | 20/125  | 0.8    | _____                   | _____     |
| 4        | 20/100  | 0.7    | _____                   | _____     |
| 5        | 20/80   | 0.6    | _____                   | _____     |
| 6        | 20/63   | 0.5    | _____                   | _____     |
| 7        | 20/50   | 0.4    | _____                   | _____     |
| 8        | 20/40   | 0.3    | _____                   | _____     |
| 9        | 20/32   | 0.2    | _____                   | _____     |
| 10       | 20/25   | 0.1    | _____                   | _____     |
| 11 Small | 20/20   | 0.0    | _____                   | _____     |

---

Notes (lighting, fatigue, etc.):

---

---

---

---

**Mirsonics Vision Pilot Study – v1.0 (October 2025)**

**Chart ID: M5-R**

ETDRS Near-Vision Chart (14–16 in / 35–40 cm)

*Hold at arm's length (14–16 in), well-lit; do not squint; cover one eye per instructions.*

**V N P V V**

20/200 | 1.0 logMAR

**F O R F R**

20/160 | 0.9 logMAR

**P E C Z O**

20/125 | 0.8 logMAR

**H N F F C**

20/100 | 0.7 logMAR

**S R P V R**

20/80 | 0.6 logMAR

**E K P E D**

20/63 | 0.5 logMAR

**K C V H R**

20/50 | 0.4 logMAR

**E C H F P**

20/40 | 0.3 logMAR

**N P H C F**


20/32 | 0.2 logMAR

**F D F C F**

20/25 | 0.1 logMAR

**R F V H N**

20/20 | 0.0 logMAR



Calibration: 1" x 1"

## Participant Vision Log Table Information

\*\*\* PRINT 3 COPIES PER MONTH. You will need one for the right eye, left eye, and both eyes.

- Name / ID: \_\_\_\_\_
- Date: \_\_\_\_\_
- Time of Day (\*\*do a similar time for each test): \_\_\_\_\_
- Chart ID: Month \_\_\_\_\_ Eye: (please circle) Right / Left / Both

---

### Vision Log Table

| Line #   | Snellen | logMAR | My Letters (write here) | # Correct |
|----------|---------|--------|-------------------------|-----------|
| 1 Big    | 20/200  | 1.0    | _____                   | _____     |
| 2        | 20/160  | 0.9    | _____                   | _____     |
| 3        | 20/125  | 0.8    | _____                   | _____     |
| 4        | 20/100  | 0.7    | _____                   | _____     |
| 5        | 20/80   | 0.6    | _____                   | _____     |
| 6        | 20/63   | 0.5    | _____                   | _____     |
| 7        | 20/50   | 0.4    | _____                   | _____     |
| 8        | 20/40   | 0.3    | _____                   | _____     |
| 9        | 20/32   | 0.2    | _____                   | _____     |
| 10       | 20/25   | 0.1    | _____                   | _____     |
| 11 Small | 20/20   | 0.0    | _____                   | _____     |

---

Notes (lighting, fatigue, etc.):

---

---

---

---

**Mirsonics Vision Pilot Study – v1.0 (October 2025)**

**Chart ID: M5-L**

ETDRS Near-Vision Chart (14–16 in / 35–40 cm)

*Hold at arm's length (14–16 in), well-lit; do not squint; cover one eye per instructions.*

**D N H V P**

20/200 | 1.0 logMAR

**P V F V E**

20/160 | 0.9 logMAR

**Z D R O V**

20/125 | 0.8 logMAR

**K K C S N**

20/100 | 0.7 logMAR

**E R S D K**

20/80 | 0.6 logMAR

**R S F H O**

20/63 | 0.5 logMAR

**Z E O N N**

20/50 | 0.4 logMAR

**P Z P S R**

20/40 | 0.3 logMAR

**N K D O H**


20/32 | 0.2 logMAR

**N D D H O**

20/25 | 0.1 logMAR

**P Z E V S**

20/20 | 0.0 logMAR



Calibration: 1" x 1"

## Participant Vision Log Table Information

\*\*\* PRINT 3 COPIES PER MONTH. You will need one for the right eye, left eye, and both eyes.

- Name / ID: \_\_\_\_\_
- Date: \_\_\_\_\_
- Time of Day (\*\*do a similar time for each test): \_\_\_\_\_
- Chart ID: Month \_\_\_\_\_ Eye: (please circle) Right / Left / Both

---

### Vision Log Table

| Line #   | Snellen | logMAR | My Letters (write here) | # Correct |
|----------|---------|--------|-------------------------|-----------|
| 1 Big    | 20/200  | 1.0    | _____                   | _____     |
| 2        | 20/160  | 0.9    | _____                   | _____     |
| 3        | 20/125  | 0.8    | _____                   | _____     |
| 4        | 20/100  | 0.7    | _____                   | _____     |
| 5        | 20/80   | 0.6    | _____                   | _____     |
| 6        | 20/63   | 0.5    | _____                   | _____     |
| 7        | 20/50   | 0.4    | _____                   | _____     |
| 8        | 20/40   | 0.3    | _____                   | _____     |
| 9        | 20/32   | 0.2    | _____                   | _____     |
| 10       | 20/25   | 0.1    | _____                   | _____     |
| 11 Small | 20/20   | 0.0    | _____                   | _____     |

---

Notes (lighting, fatigue, etc.):

---

---

---

---

**Mirsonics Vision Pilot Study – v1.0 (October 2025)**

**Chart ID: M5-B**

ETDRS Near-Vision Chart (14–16 in / 35–40 cm)

*Hold at arm's length (14–16 in), well-lit; do not squint; cover one eye per instructions.*

**P E H D Z**

20/200 | 1.0 logMAR

**K V C C N**

20/160 | 0.9 logMAR

**K Z S R D**

20/125 | 0.8 logMAR

**E P F D Z**

20/100 | 0.7 logMAR

**E N Z F D**

20/80 | 0.6 logMAR

**V O C O S**

20/63 | 0.5 logMAR

**F O F E R**

20/50 | 0.4 logMAR

**C E H N K**

20/40 | 0.3 logMAR

**D F K H S**


20/32 | 0.2 logMAR

**F S P E S**

20/25 | 0.1 logMAR

**Z K S R V**

20/20 | 0.0 logMAR



Calibration: 1" x 1"

## Participant Vision Log Table Information

\*\*\* PRINT 3 COPIES PER MONTH. You will need one for the right eye, left eye, and both eyes.

- Name / ID: \_\_\_\_\_
- Date: \_\_\_\_\_
- Time of Day (\*\*do a similar time for each test): \_\_\_\_\_
- Chart ID: Month \_\_\_\_\_ Eye: (please circle) Right / Left / Both

---

### Vision Log Table

| Line #   | Snellen | logMAR | My Letters (write here) | # Correct |
|----------|---------|--------|-------------------------|-----------|
| 1 Big    | 20/200  | 1.0    | _____                   | _____     |
| 2        | 20/160  | 0.9    | _____                   | _____     |
| 3        | 20/125  | 0.8    | _____                   | _____     |
| 4        | 20/100  | 0.7    | _____                   | _____     |
| 5        | 20/80   | 0.6    | _____                   | _____     |
| 6        | 20/63   | 0.5    | _____                   | _____     |
| 7        | 20/50   | 0.4    | _____                   | _____     |
| 8        | 20/40   | 0.3    | _____                   | _____     |
| 9        | 20/32   | 0.2    | _____                   | _____     |
| 10       | 20/25   | 0.1    | _____                   | _____     |
| 11 Small | 20/20   | 0.0    | _____                   | _____     |

---

Notes (lighting, fatigue, etc.):

---

---

---

---

**Mirsonics Vision Pilot Study – v1.0 (October 2025)**

**Chart ID: M6-R**

ETDRS Near-Vision Chart (14–16 in / 35–40 cm)

*Hold at arm's length (14–16 in), well-lit; do not squint; cover one eye per instructions.*

**Z H H Z F**

20/200 | 1.0 logMAR

**H S D H F**

20/160 | 0.9 logMAR

**P E K K P**

20/125 | 0.8 logMAR

**D S S O R**

20/100 | 0.7 logMAR

**K H E D H**

20/80 | 0.6 logMAR

**H Z D F Z**

20/63 | 0.5 logMAR

**F D E N O**

20/50 | 0.4 logMAR

**D H C E Z**

20/40 | 0.3 logMAR

**K Z F O Z**


20/32 | 0.2 logMAR

**N E N N Z**

20/25 | 0.1 logMAR

**R S D R F**

20/20 | 0.0 logMAR



Calibration: 1" x 1"

## Participant Vision Log Table Information

\*\*\* PRINT 3 COPIES PER MONTH. You will need one for the right eye, left eye, and both eyes.

- Name / ID: \_\_\_\_\_
- Date: \_\_\_\_\_
- Time of Day (\*\*do a similar time for each test): \_\_\_\_\_
- Chart ID: Month \_\_\_\_\_ Eye: (please circle) Right / Left / Both

---

### Vision Log Table

| Line #   | Snellen | logMAR | My Letters (write here) | # Correct |
|----------|---------|--------|-------------------------|-----------|
| 1 Big    | 20/200  | 1.0    | _____                   | _____     |
| 2        | 20/160  | 0.9    | _____                   | _____     |
| 3        | 20/125  | 0.8    | _____                   | _____     |
| 4        | 20/100  | 0.7    | _____                   | _____     |
| 5        | 20/80   | 0.6    | _____                   | _____     |
| 6        | 20/63   | 0.5    | _____                   | _____     |
| 7        | 20/50   | 0.4    | _____                   | _____     |
| 8        | 20/40   | 0.3    | _____                   | _____     |
| 9        | 20/32   | 0.2    | _____                   | _____     |
| 10       | 20/25   | 0.1    | _____                   | _____     |
| 11 Small | 20/20   | 0.0    | _____                   | _____     |

---

Notes (lighting, fatigue, etc.):

---

---

---

---

**Mirsonics Vision Pilot Study – v1.0 (October 2025)**

**Chart ID: M6-L**

ETDRS Near-Vision Chart (14–16 in / 35–40 cm)

*Hold at arm's length (14–16 in), well-lit; do not squint; cover one eye per instructions.*

**D O N C O**

20/200 | 1.0 logMAR

**N Z R N S**

20/160 | 0.9 logMAR

**R R D F V**

20/125 | 0.8 logMAR

**V S Z S H**

20/100 | 0.7 logMAR

**K P H R N**

20/80 | 0.6 logMAR

**N R O K F**

20/63 | 0.5 logMAR

**D E R Z R**

20/50 | 0.4 logMAR

**F C P H Z**

20/40 | 0.3 logMAR

**R N E C C**


20/32 | 0.2 logMAR

**O P E Z V**

20/25 | 0.1 logMAR

**C K F N Z**

20/20 | 0.0 logMAR



Calibration: 1" x 1"

## Participant Vision Log Table Information

\*\*\* PRINT 3 COPIES PER MONTH. You will need one for the right eye, left eye, and both eyes.

- Name / ID: \_\_\_\_\_
- Date: \_\_\_\_\_
- Time of Day (\*\*do a similar time for each test): \_\_\_\_\_
- Chart ID: Month \_\_\_\_\_ Eye: (please circle) Right / Left / Both

---

### Vision Log Table

| Line #   | Snellen | logMAR | My Letters (write here) | # Correct |
|----------|---------|--------|-------------------------|-----------|
| 1 Big    | 20/200  | 1.0    | _____                   | _____     |
| 2        | 20/160  | 0.9    | _____                   | _____     |
| 3        | 20/125  | 0.8    | _____                   | _____     |
| 4        | 20/100  | 0.7    | _____                   | _____     |
| 5        | 20/80   | 0.6    | _____                   | _____     |
| 6        | 20/63   | 0.5    | _____                   | _____     |
| 7        | 20/50   | 0.4    | _____                   | _____     |
| 8        | 20/40   | 0.3    | _____                   | _____     |
| 9        | 20/32   | 0.2    | _____                   | _____     |
| 10       | 20/25   | 0.1    | _____                   | _____     |
| 11 Small | 20/20   | 0.0    | _____                   | _____     |

---

Notes (lighting, fatigue, etc.):

---

---

---

---

**Mirsonics Vision Pilot Study – v1.0 (October 2025)**

**Chart ID: M6-B**

ETDRS Near-Vision Chart (14–16 in / 35–40 cm)

*Hold at arm's length (14–16 in), well-lit; do not squint; cover one eye per instructions.*

**K V H H K**

20/200 | 1.0 logMAR

**D E P K E**

20/160 | 0.9 logMAR

**K S D N S**

20/125 | 0.8 logMAR

**D Z K H K**

20/100 | 0.7 logMAR

**S C P E P**

20/80 | 0.6 logMAR

**P C D Z C**

20/63 | 0.5 logMAR

**Z N P R S**

20/50 | 0.4 logMAR

**P R E P P**

20/40 | 0.3 logMAR

**Z F O C S**


20/32 | 0.2 logMAR

**R P P Z H**

20/25 | 0.1 logMAR

**V P Z K S**

20/20 | 0.0 logMAR



Calibration: 1" x 1"

## Participant Vision Log Table Information

\*\*\* PRINT 3 COPIES PER MONTH. You will need one for the right eye, left eye, and both eyes.

- Name / ID: \_\_\_\_\_
- Date: \_\_\_\_\_
- Time of Day (\*\*do a similar time for each test): \_\_\_\_\_
- Chart ID: Month \_\_\_\_\_ Eye: (please circle) Right / Left / Both

---

### Vision Log Table

| Line #   | Snellen | logMAR | My Letters (write here) | # Correct |
|----------|---------|--------|-------------------------|-----------|
| 1 Big    | 20/200  | 1.0    | _____                   | _____     |
| 2        | 20/160  | 0.9    | _____                   | _____     |
| 3        | 20/125  | 0.8    | _____                   | _____     |
| 4        | 20/100  | 0.7    | _____                   | _____     |
| 5        | 20/80   | 0.6    | _____                   | _____     |
| 6        | 20/63   | 0.5    | _____                   | _____     |
| 7        | 20/50   | 0.4    | _____                   | _____     |
| 8        | 20/40   | 0.3    | _____                   | _____     |
| 9        | 20/32   | 0.2    | _____                   | _____     |
| 10       | 20/25   | 0.1    | _____                   | _____     |
| 11 Small | 20/20   | 0.0    | _____                   | _____     |

---

Notes (lighting, fatigue, etc.):

---

---

---

---